

M12-Round-Plug Connector to DIN Valve Connector, Double-Ended Cordsets

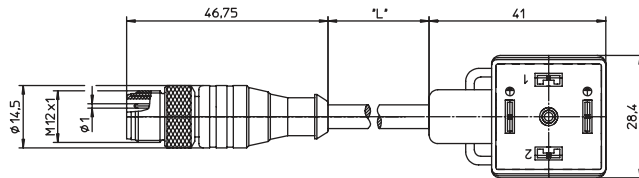
RST-VAD



RST-VAD 1 A and RST-VAD 1F

Actuator cordset, double-ended, M12 male connector with self-locking threaded joint and valve connector according to

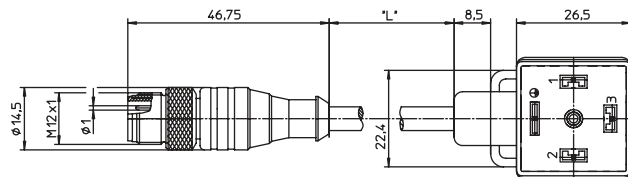
– DIN EN 175301-803, form A –



RST-VAD 3C-4-1 and RST-VAD 3C-4-2

Sensor cordset, double-ended, M12 male connector with selflocking threaded joint and connector for pressure switches according to

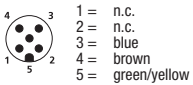
– DIN EN 175301-803, form A –



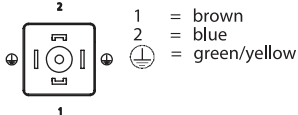
Pin Assignments

M12

3 poles

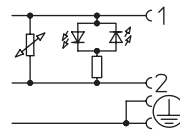


VAD 1A / VAD 1F



Wiring Diagram

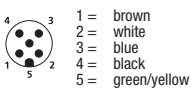
VAD 1A



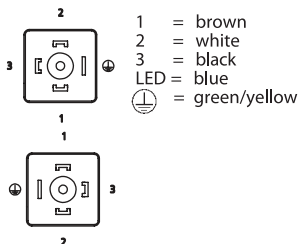
VAD 3C



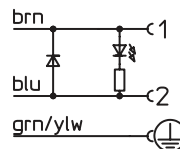
5 poles



VAD 3C-4-1 VAD 3C-4-2



VAD 1F





Be Certain with Belden

M12-Round-Plug Connector to DIN Valve Connector, Double-Ended Cordsets RST-VAD

Technical Data

Environmental

Degree of protection	IP 67 / NEMA 6P
Operating temperature range	-25°C (-13°F) / +80°C (+176°F)

Mechanical (RST)

Housing / Molded body	TPU
Insert	TPU
Contact	CuZn, pre-nickel and 0.8 microns gold-plated
Coupling nut	CuZn, nickel-plated

Mechanical (VAD)

Housing / Molded body	TPU
Insert	PBT
Contact	CuZn, nickel/tin plated

Electrical

Nominal current at 40°C	4 A
Nominal voltage	24 V
Rated voltage	32 V
Test voltage	1.5 kV eff. / 60 s
Insulation resistance	> 10 ⁹ Ω
Pollution degree	3

Varistor data (VAD 1A)

Nominal voltage	47 V at 0.1 mA
typ. limiting voltage	110 V at 5 A
	max. pulse energy
	0.9 Ws
	max. continuous power loss
	0.01 W

Recovery diode data (VAD 1F)

typ. limiting voltage	1.2 V at 4 A
	max. pulse current
	10 A
	max. continuous power loss
	0.5 W

Cable Specifications

Cable No.	Outer Jacket	Gauge	Jacket Color	OD	Agency Approvals
226	PUR, halogen-free	3 x 0.50 mm ²	Black	4.6 mm	UL: AWM 21198 / CSA: AWM I/II A/B
241	PUR, halogen-free, spark-proof	3 x 0.50 mm ²	Black	5.0 mm	UL: AWM 21198 / CSA: AWM I/II A/B
228	PUR, halogen-free	5 x 0.50 mm ²	Black	5.4 mm	UL: AWM 21198 / CSA: AWM I/II A/B
259	PUR, halogen-free, spark-proof	5 x 0.50 mm ²	Black	5.5 mm	UL: AWM 21198 / CSA: AWM I/II A/B

Part Number	Pins	Outer Jacket	Standard Cable Lengths	Characteristics
RST 5-3-VAD 1A-1-3-226/...M	3	PUR, halogen-free	0.3 M / 0.6 M / 1 M / 1.5 M / 2 M / 5 M	
RST 5-3-VAD 1A-1-3-241/...M		PUR, halogen-free, spark-proof	0.3 M / 0.6 M / 1 M / 1.5 M / 2 M / 5 M	
RST 5-VAD 3C-4-1-228/...M	5	PUR, halogen-free	0.3 M / 0.6 M / 1 M / 1.5 M / 2 M / 5 M	
RST 5-VAD 3C-4-1-259/...M		PUR, halogen-free, spark-proof	0.3 M / 0.6 M / 1 M / 1.5 M / 2 M / 5 M	